



**UNIVERSITAS
NEGERI YOGYAKARTA**
Leading in Character Education



TRACER STUDY REPORT

FACULTY OF ENGINEERING

***Master of Electrical Engineering Education (MEEE)
Master of Electronics and Informatics Engineering Education (MEIEE)
Master of Mechanical Engineering Education (MMEE)
Bachelor of Informatics Engineering Education (BIEE)***


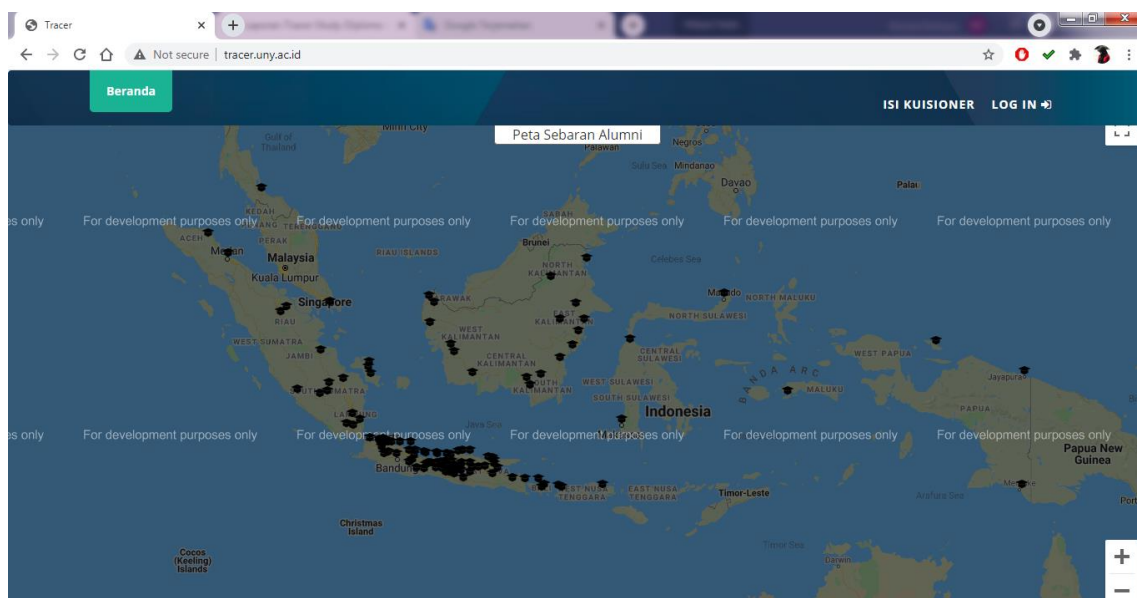
Contents

MECHANISM	1
1. Bachelor of Informatics Engineering Education	2
THE RESULT	21
A. Sources of Tuition Funding	21
B. Percentage of Graduates Working or Entrepreneur	21
C. Percentage of Time to Find A Job	22
D. Waiting Time for Graduates to Get Jobs	22
E. How Graduates Get Jobs	23
F. Correlation of Field of Study with Work	23
G. Compatibility of Education Level with Graduates' Jobs	24
H. Type of School/Company/Institution Where Alumni Work	24
I. Graduate User Satisfaction	25
CONCLUSION	25
2. Master of Electronic and Informatics Engineering Education	8
THE RESULT	9
A. Sources of Tuition Funding	9
B. Percentage of Graduates Working or Entrepreneur	9
C. Percentage of Time to Find A Job	10
D. Waiting Time for Graduates to Get Jobs	10
E. How Graduates Get Jobs	11
F. Correlation of Field of Study with Work	11
G. Compatibility of Education Level with Graduates' Jobs	12
H. Type of School/Company/Institution Where Alumni Work	12
I. Graduate User Satisfaction	13
CONCLUSION	13
3. Master of Electrical Engineering Education	2
THE RESULT	3
A. Sources of Tuition Funding	3
B. Percentage of Graduates Working or Entrepreneur	3
C. Percentage of Time to Find A Job	4
D. Waiting Time for Graduates to Get Jobs	4
E. How Graduates Get Jobs	5
F. Correlation of Field of Study with Work	5

G. Compatibility of Education Level with Graduates' Jobs.....	6
H. Type of School/Company/Institution Where Alumni Work.....	6
I. Graduate User Satisfaction	7
CONCLUSION.....	7
4. Master of Mechanical Engineering Education	14
THE RESULT	15
A. Sources of Tuition Funding	15
B. Percentage of Graduates Working or Entrepreneur	15
C. Percentage of Time to Find A Job	16
D. Waiting Time for Graduates to Get Jobs	16
E. How Graduates Get Jobs.....	17
F. Correlation of Field of Study with Work.....	17
G. Compatibility of Education Level with Graduates' Jobs.....	18
H. Type of School/Company/Institution Where Alumni Work.....	18
I. Graduate User Satisfaction	19
CONCLUSION.....	19

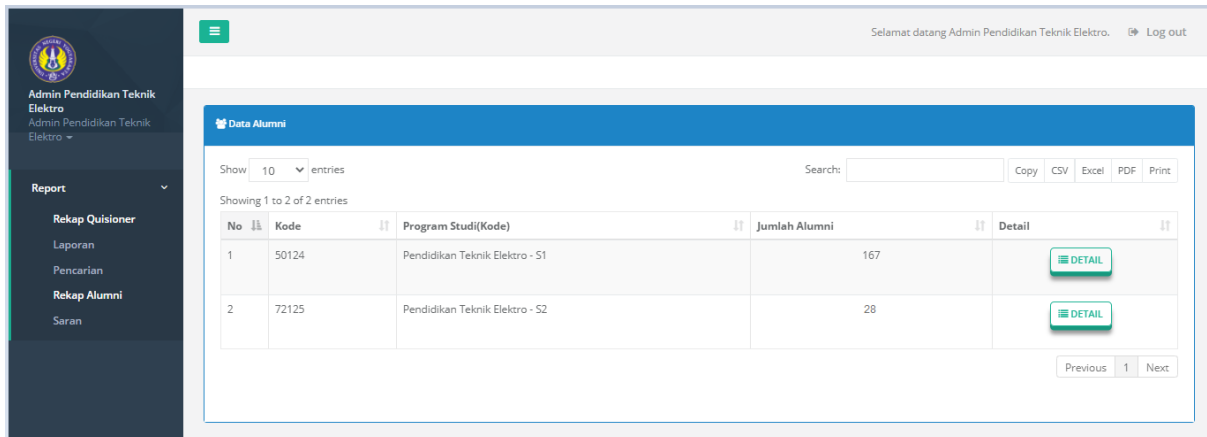
MECHANISM

Tracer study at the Faculty of Engineering, UNY, is carried out in stages. Since 2018 tracer studies have started to be carried out online by utilizing applications offered by Google, namely Google Forms that can be accessed through the faculty website in distributing questionnaires (accessible: <http://ft.uny.ac.id/id/tracer-study>). Furthermore, starting in 2020, the search for tracer study alumni of the Faculty of Engineering, UNY, will migrate through the information system developed by UPT ICT UNY (accessible: <http://tracer.uny.ac.id/>). The system is managed by the university. The appearance of the system is shown in the following figures.



1. Master of Electrical Engineering Education

The number of MMEE alumni who complete tracer study survey was **28 people**.



Selamat datang Admin Pendidikan Teknik Elektro. Log out

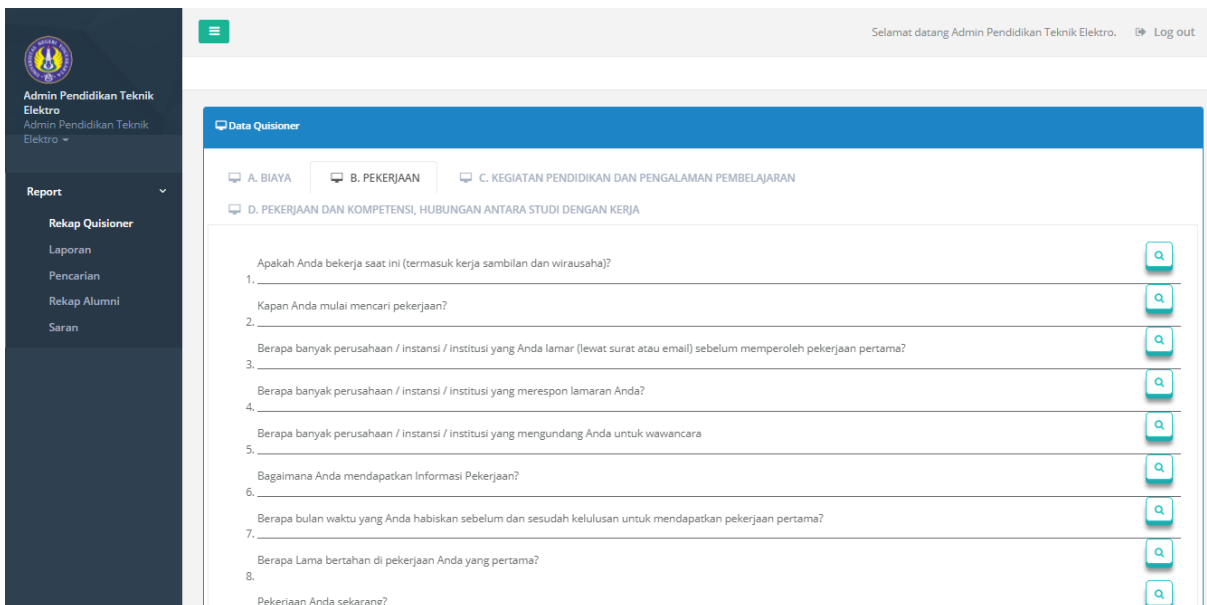
Data Alumni

Show 10 entries Search: Copy CSV Excel PDF Print

Showing 1 to 2 of 2 entries

No	Kode	Program Studi(Kode)	Jumlah Alumni	Detail
1	50124	Pendidikan Teknik Elektro - S1	167	DETAIL
2	72125	Pendidikan Teknik Elektro - S2	28	DETAIL

Previous 1 Next



Selamat datang Admin Pendidikan Teknik Elektro. Log out

Data Quisioner

A. BIAYA B. PEKERJAAN C. KEGIATAN PENDIDIKAN DAN PENGALAMAN PEMBELAJARAN D. PEKERJAAN DAN KOMPETENSI, HUBUNGAN ANTARA STUDI DENGAN KERJA

1. Apakah Anda bekerja saat ini (termasuk kerja sambilan dan wirausaha)?

2. Kapan Anda mulai mencari pekerjaan?

3. Berapa banyak perusahaan / instansi / institusi yang Anda lamar (lewat surat atau email) sebelum memperoleh pekerjaan pertama?

4. Berapa banyak perusahaan / instansi / institusi yang merespon lamaran Anda?

5. Berapa banyak perusahaan / instansi / institusi yang mengundang Anda untuk wawancara?

6. Bagaimana Anda mendapatkan Informasi Pekerjaan?

7. Berapa bulan waktu yang Anda habiskan sebelum dan sesudah kelulusan untuk mendapatkan pekerjaan pertama?

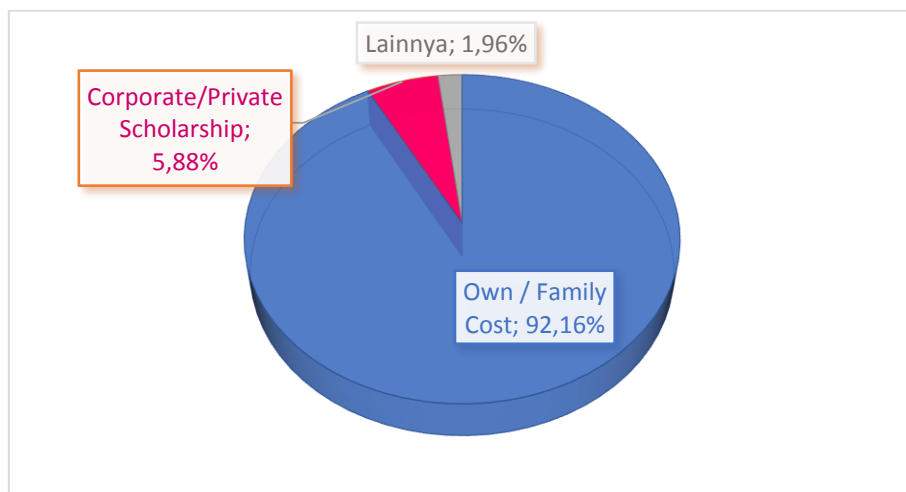
8. Berapa Lama bertahan di pekerjaan Anda yang pertama?

Pekerjaan Anda sekarang?

THE RESULT

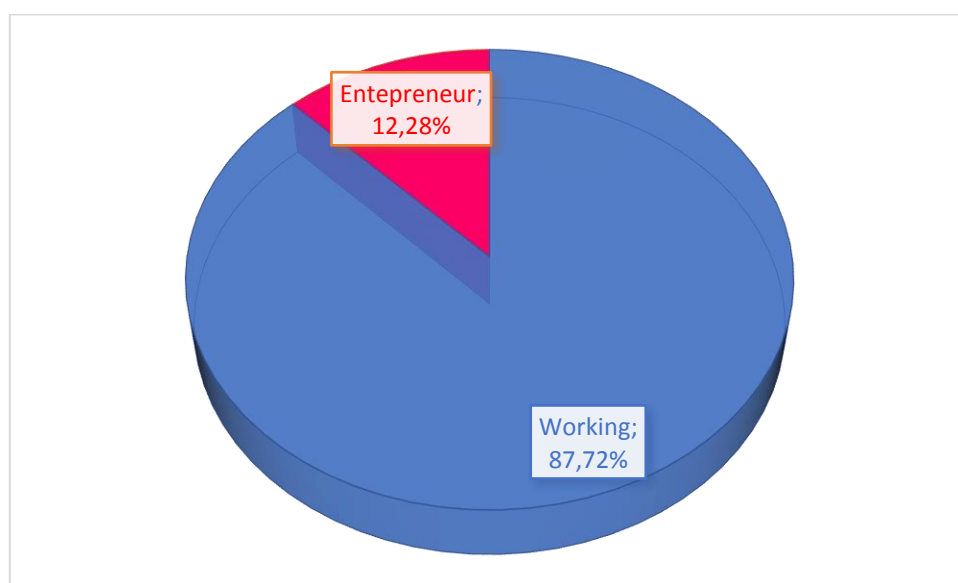
A. Sources of Tuition Funding

The source of tuition financing is mostly from their own costs (92.16%), while others come from scholarships (1.96%), with the percentage distribution as shown in the diagram:



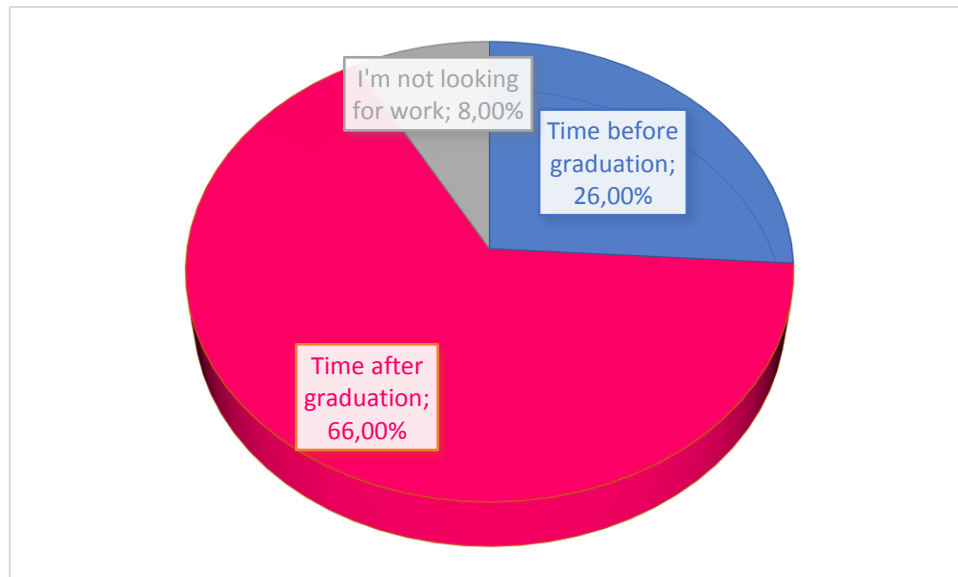
B. Percentage of Graduates Working or Entrepreneur

Most of the graduates of the MEEE study program are working. Based on the survey results, 87.72% of graduates from study programs continue to work and the remaining 12.28% are entrepreneurs.



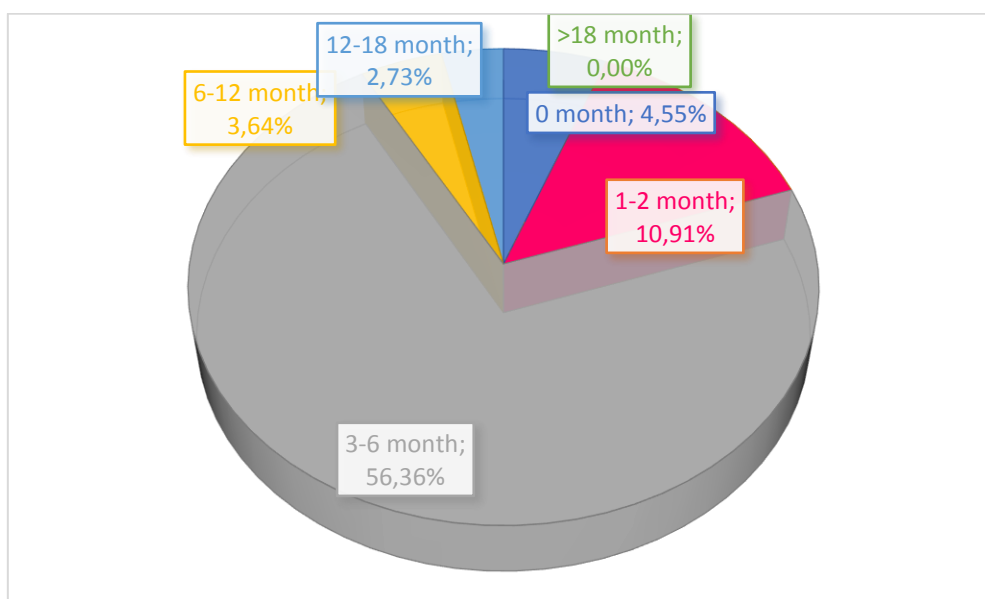
C. Percentage of Time to Find A Job

The majority of graduates find work after graduation.



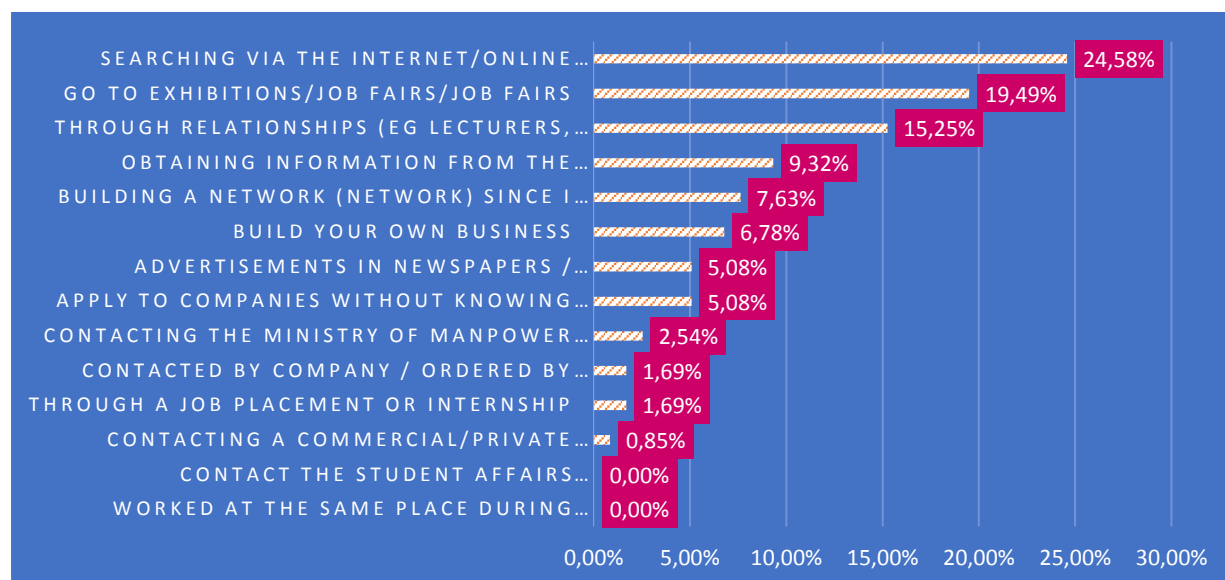
D. Waiting Time for Graduates to Get Jobs

The average waiting time for graduates to get their first job after graduation is about 4.5 months. Based on the survey results, 15.46% of respondents got permanent work for less than three months and 56.36% of respondents got permanent work within 3 to 6 months. These results indicate that alumni of MEEE have good quality and have high absorption.



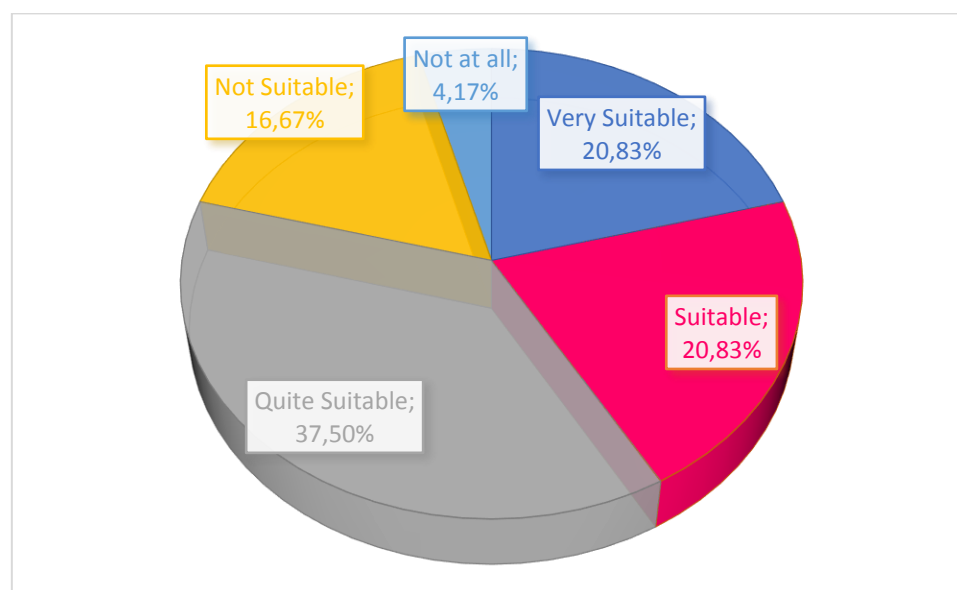
E. How Graduates Get Jobs

Methods used by graduates to get a job very diverse. Based on the survey results, the majority of graduates get job information through mass media/internet as much as 24.58% and job fair about 19.49%.



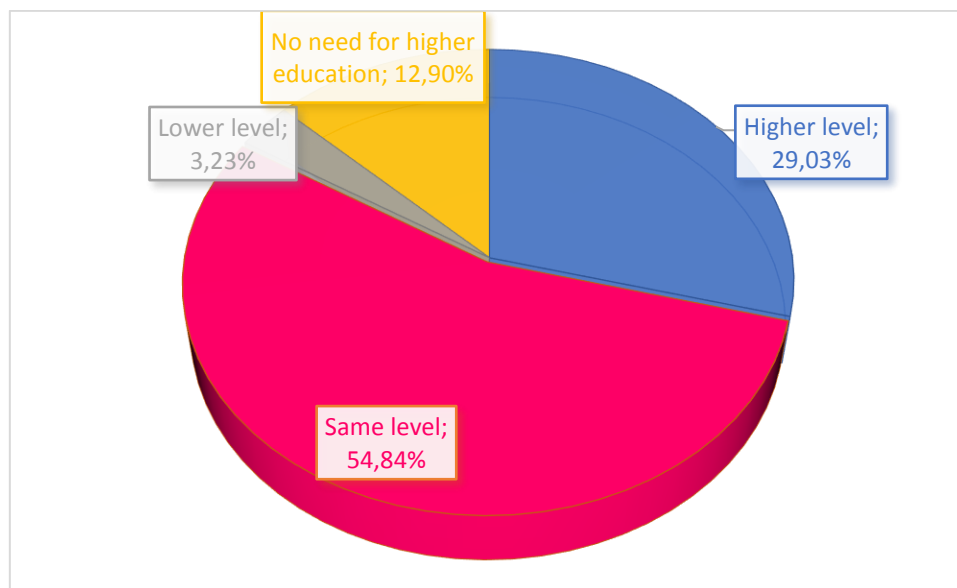
F. Correlation of Field of Study with Work

Alumni of MEEE work in accordance with the field of science pursued during their studies. This is evidenced by the survey results that 79.16% of the fields of knowledge taken by graduates are correlated with their work



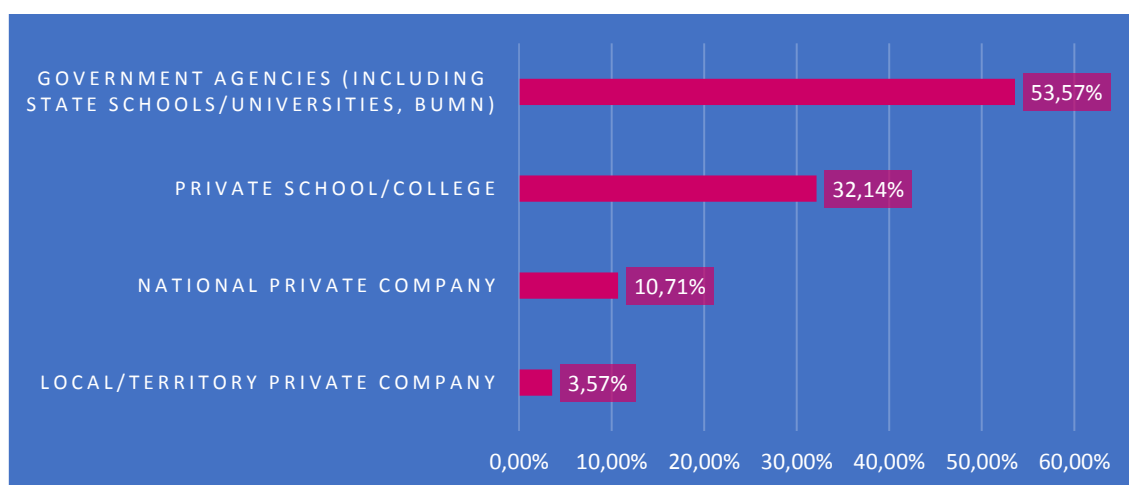
G. Compatibility of Education Level with Graduates' Jobs

The level of education taken by graduates is mostly in accordance with their work (54.84%), but some are higher (29.03%) or lower (3.23%), as shown in the diagram:



H. Type of School/Company/Institution Where Alumni Work

Most of the alumni MEEE work in state institutions. Based on the survey results, 53.57% of respondents work in state institutions including state schools and universities.

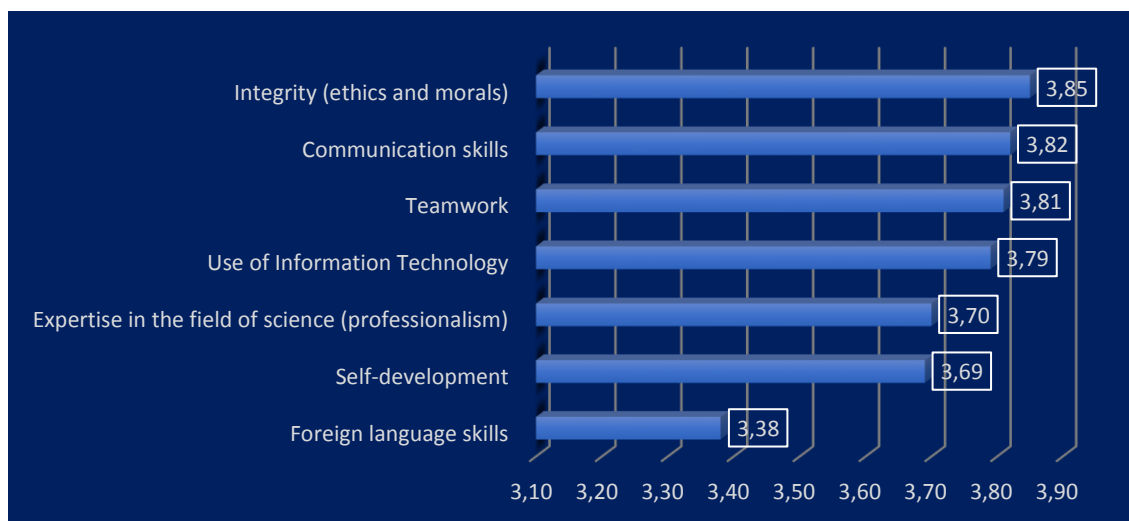


I. Graduate User Satisfaction

The result of user satisfaction survey was described and converted into categories according to the following table.

Score Interval	Score	Category
$X \geq Mi + 1.S_{bi}$	$X \geq 3.00$	Very Suitable
$Mi + 1.S_{bi} > X \geq Mi$	$3.00 > X \geq 2.50$	Suitable
$Mi > X \geq Mi - 1. S_{bi}$	$2.50 > X \geq 2.00$	Fair
$X < Mi - 1. S_{bi}$	$X < 2.00$	Less Suitable

Based on the survey results (n:11), MEEE graduates have a sequence of competencies that excellence in the following aspects:



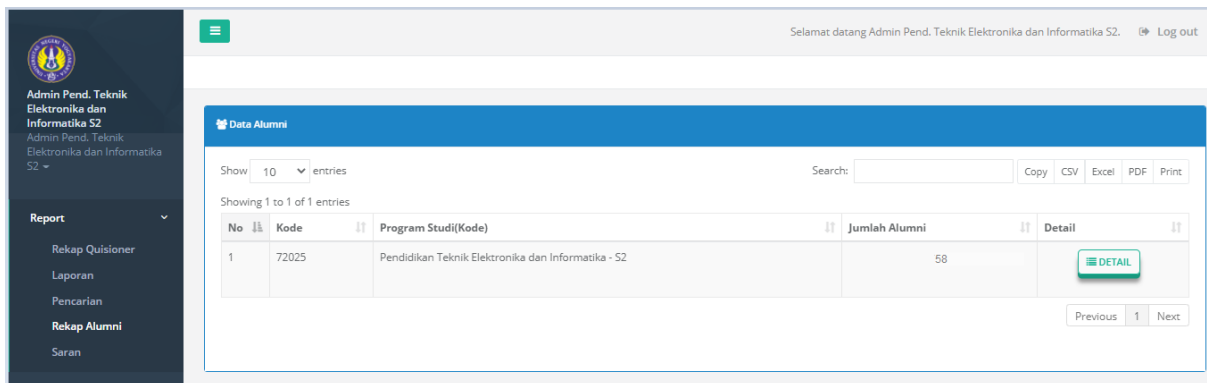
CONCLUSION

Based on the results of the tracer study, it can be concluded as follows:

- ✚ The average waiting time for graduates to get their first job after graduation is about 4,5 months. These results indicate that MEEE alumni have high absorption.
- ✚ Most of the MEEE alumni work in accordance with the field of study they studied during their studies and most of them work in state institutions including state schools and universities.
- ✚ Based on the survey results, the majority of graduates get job information through mass media/internet and job fair, it would be better if the role of the university's career development center can be enhanced

2. Master of Electronic and Informatics Engineering Education

The number of MEIEE alumni who complete tracer study survey was **58 people**.



Selamat datang Admin Pend. Teknik Elektronika dan Informatika S2. Log out

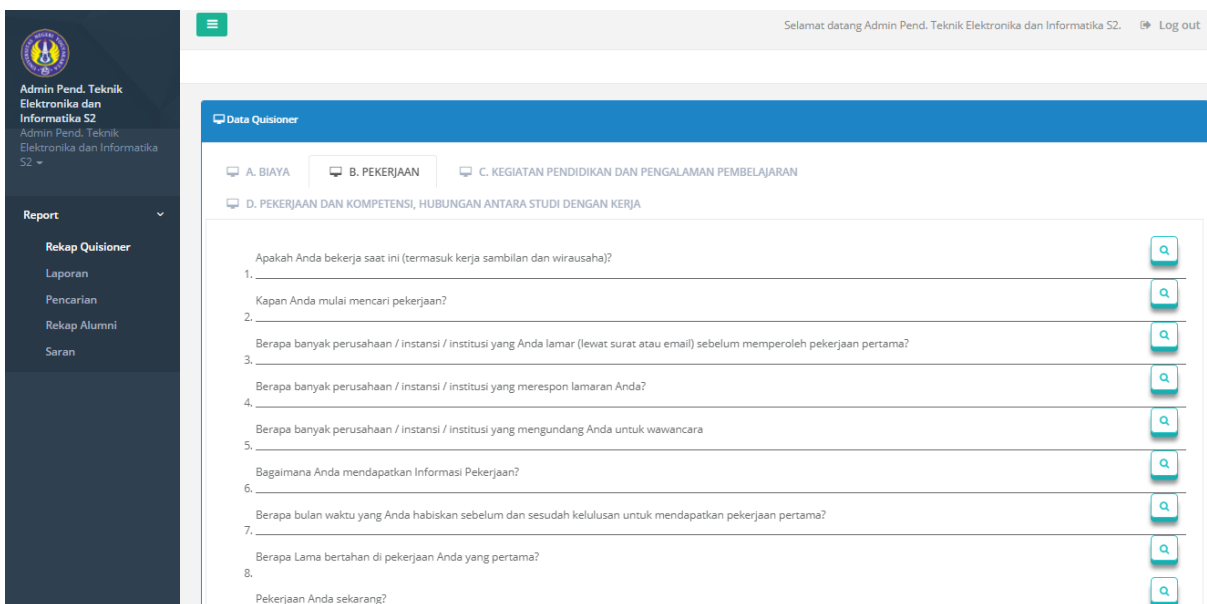
Data Alumni

Show 10 entries Search: Copy CSV Excel PDF Print

Showing 1 to 1 of 1 entries

No	Kode	Program Studi(Kode)	Jumlah Alumni	Detail
1	72025	Pendidikan Teknik Elektronika dan Informatika - S2	58	DETAIL

Previous 1 Next



Selamat datang Admin Pend. Teknik Elektronika dan Informatika S2. Log out

Data Quisioner

A. BIAYA B. PEKERJAAN C. KEGIATAN PENDIDIKAN DAN PENGALAMAN PEMBELAJARAN D. PEKERJAAN DAN KOMPETENSI, HUBUNGAN ANTARA STUDI DENGAN KERJA

Apakah Anda bekerja saat ini (termasuk kerja sambilan dan wirausaha)?

1. Kapan Anda mulai mencari pekerjaan?

2. Berapa banyak perusahaan / instansi / institusi yang Anda lamar (lewat surat atau email) sebelum memperoleh pekerjaan pertama?

3. Berapa banyak perusahaan / instansi / institusi yang merespon lamaran Anda?

4. Berapa banyak perusahaan / instansi / institusi yang mengundang Anda untuk wawancara?

5. Bagaimana Anda mendapatkan Informasi Pekerjaan?

6. Berapa bulan waktu yang Anda habiskan sebelum dan sesudah kelulusan untuk mendapatkan pekerjaan pertama?

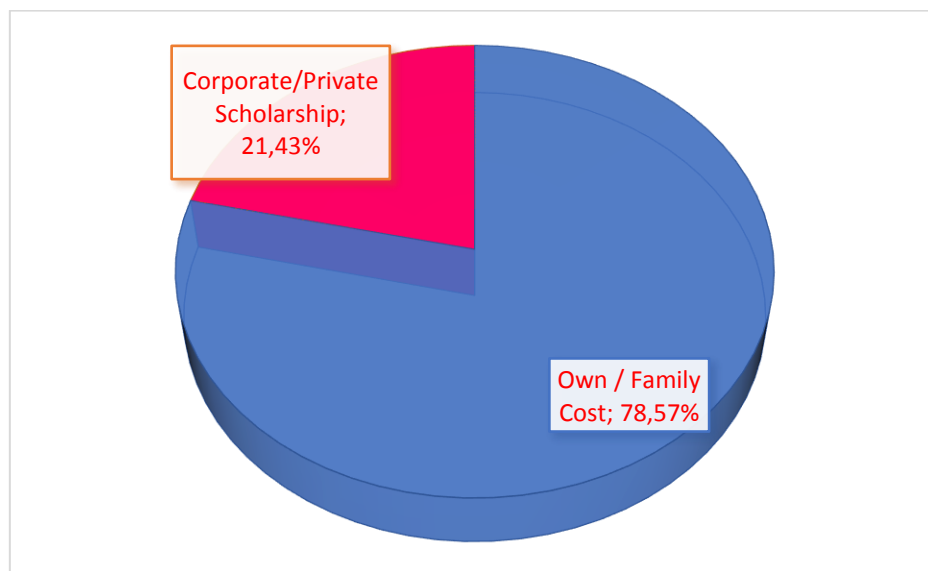
7. Berapa Lama bertahan di pekerjaan Anda yang pertama?

8. Pekerjaan Anda sekarang?

THE RESULT

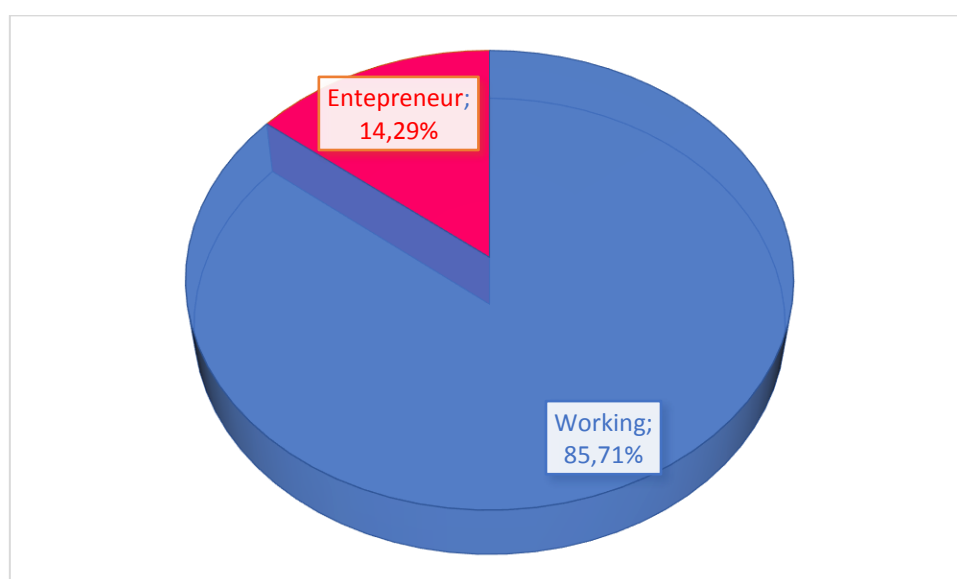
A. Sources of Tuition Funding

The source of tuition financing is mostly from their own costs (78.57%), while others come from scholarships (21.43%), with the percentage distribution as shown in the diagram:



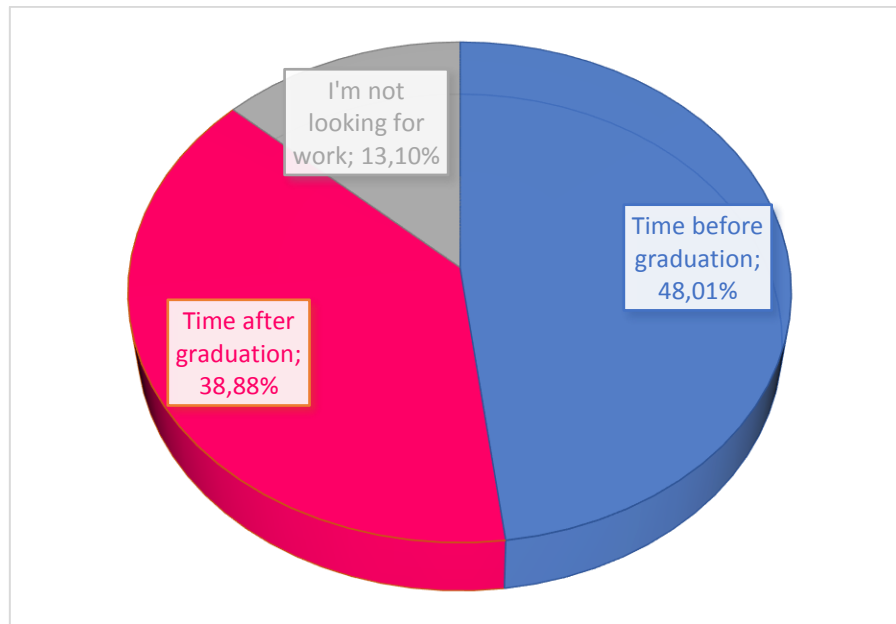
B. Percentage of Graduates Working or Entrepreneur

Most of the graduates of the MEIEE study program are working. Based on the survey results, 85.71% of graduates from study programs continue to work and the remaining 14.29% are entrepreneurs.



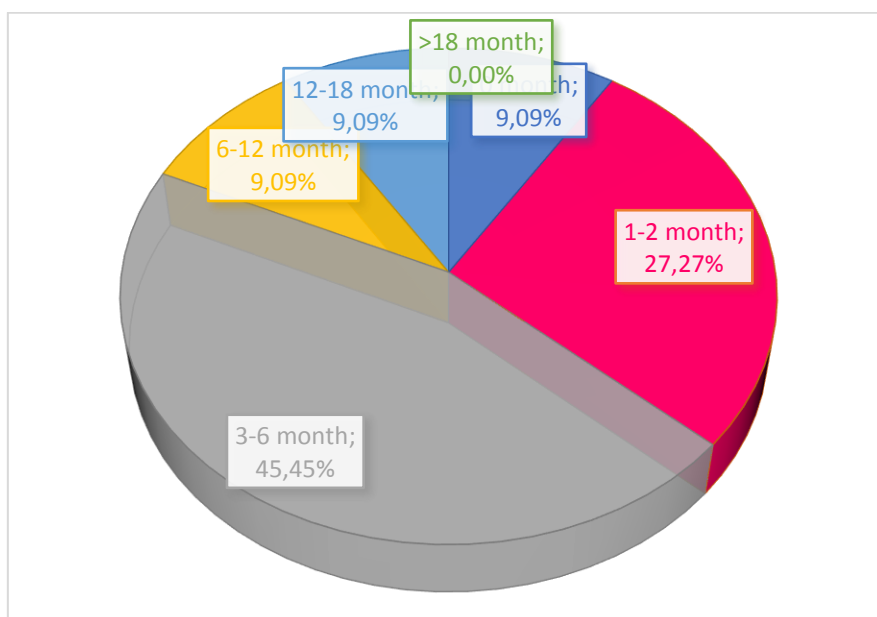
C. Percentage of Time to Find A Job

The majority of graduates find work after graduation.



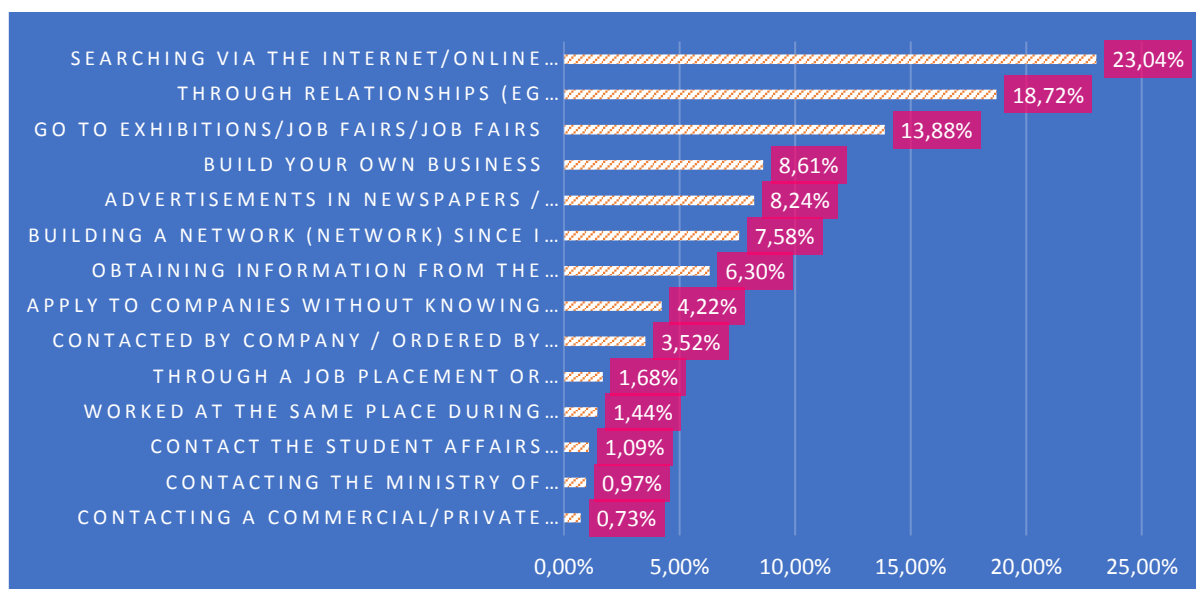
D. Waiting Time for Graduates to Get Jobs

The average waiting time for graduates to get their first job after graduation is about 5 months. Based on the survey results, 36.36% of respondents got permanent work for less than three months and 45.45% of respondents got permanent work within 3 to 6 months. These results indicate that alumni of MEIEE have good quality and have high absorption.



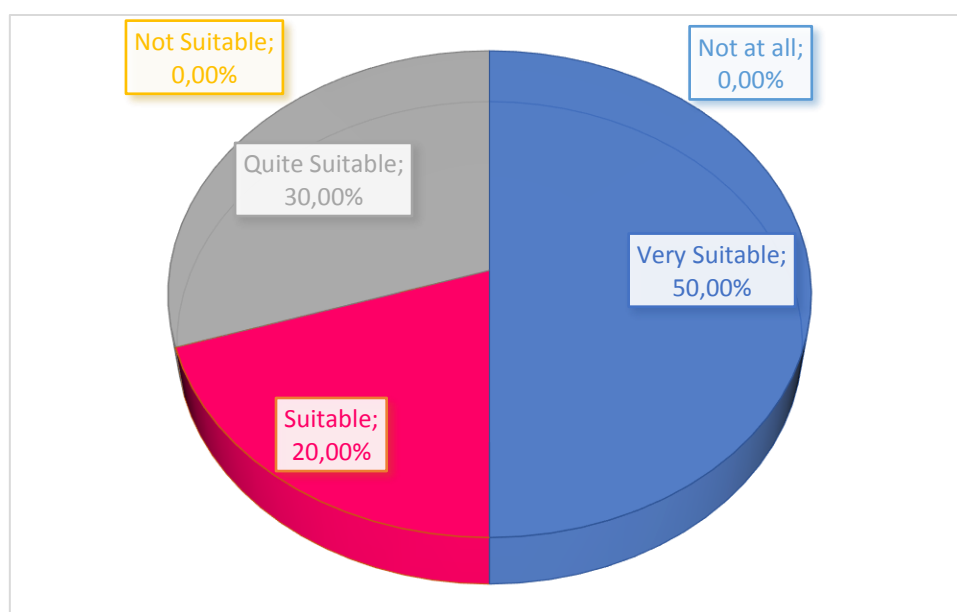
E. How Graduates Get Jobs

Methods used by graduates to get a job very diverse. Based on the survey results, the majority of graduates get job information through mass media/internet as much as 23.04%.



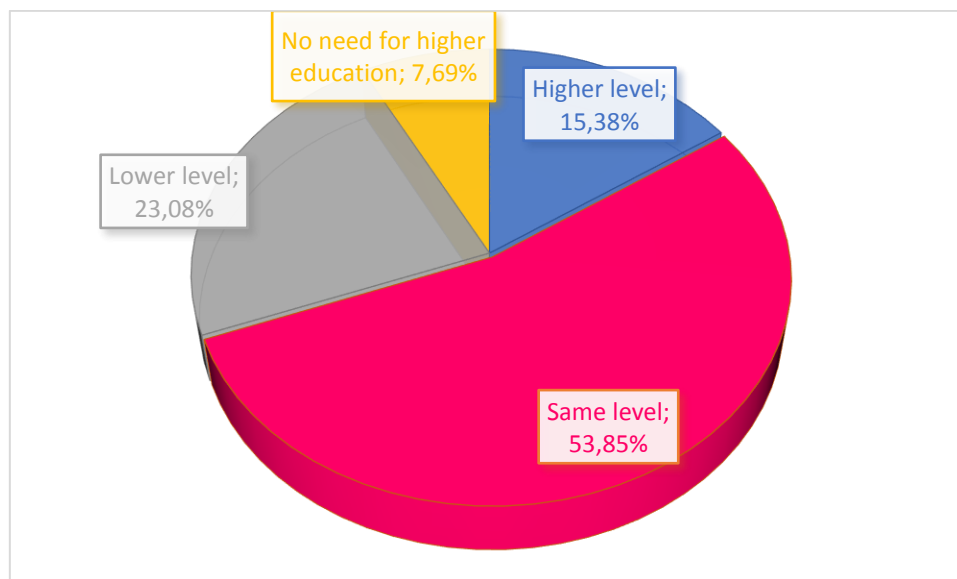
F. Correlation of Field of Study with Work

Alumni of MEIEE work in accordance with the field of science pursued during their studies. This is evidenced by the survey results that 100% of the fields of knowledge taken by graduates are correlated with their work



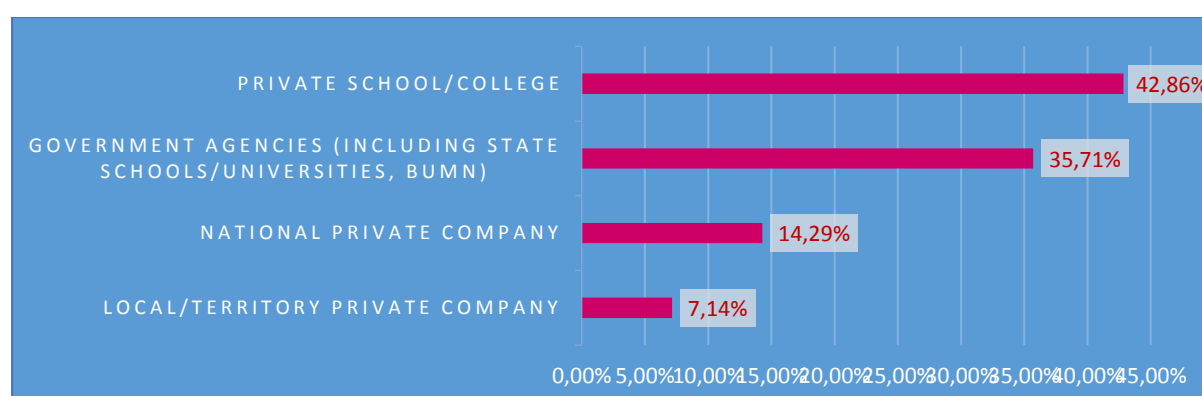
G. Compatibility of Education Level with Graduates' Jobs

The level of education taken by graduates is mostly in accordance with their work (58.58%), but some are higher (15.38%) or lower (23.08%), as shown in the diagram:



H. Type of School/Company/Institution Where Alumni Work

Most of the alumni work in private school/college. Based on the survey results, 42,86% of respondents work in private institutions including schools or universities.

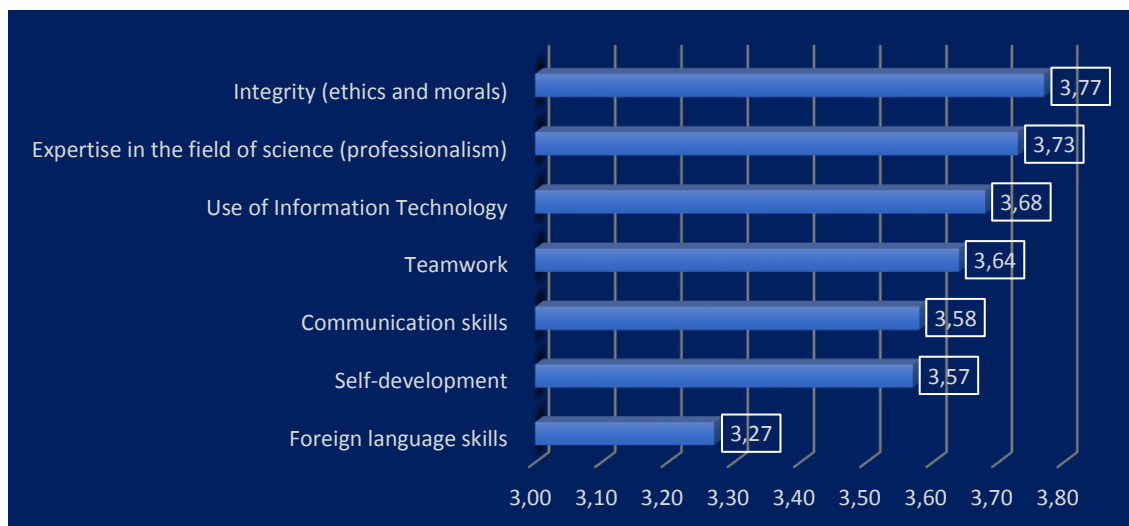


I. Graduate User Satisfaction

The result of user satisfaction survey was described and converted into categories according to the following table.

Score Interval	Score	Category
$X \geq Mi + 1.S_{bi}$	$X \geq 3.00$	Very Suitable
$Mi + 1.S_{bi} > X \geq Mi$	$3.00 > X \geq 2.50$	Suitable
$Mi > X \geq Mi - 1. S_{bi}$	$2.50 > X \geq 2.00$	Fair
$X < Mi - 1. S_{bi}$	$X < 2.00$	Less Suitable

Based on the survey results (n:17), MEIEE graduates have a sequence of competencies that excellence in the following aspects:



CONCLUSION

Based on the results of the tracer study, it can be concluded as follows:

- ✚ The average waiting time for graduates to get their first job after graduation is about 5 months. These results indicate that MEIEE alumni have high absorption.
- ✚ Most of the MEIEE alumni work in accordance with the field of study they studied during their studies and most of them work in private school/college.
- ✚ The level of education taken by graduates is largely in accordance with the work.

3. Master of Mechanical Engineering Education

The number of MMEE alumni who complete tracer study survey was **30 people**.

Selamat datang Admin PT Mesin. Log out

Data Alumni

Show 10 entries Search: Copy CSV Excel PDF Print

Showing 1 to 2 of 2 entries

No	Kode	Program Studi(Kode)	Jumlah Alumni	Detail
1	50324	Pendidikan Teknik Mesin - S1	182	DETAIL
2	72225	Pendidikan Teknik Mesin - S2	30	DETAIL

Previous 1 Next

Selamat datang Admin PT Mesin. Log out

Data Quisioner

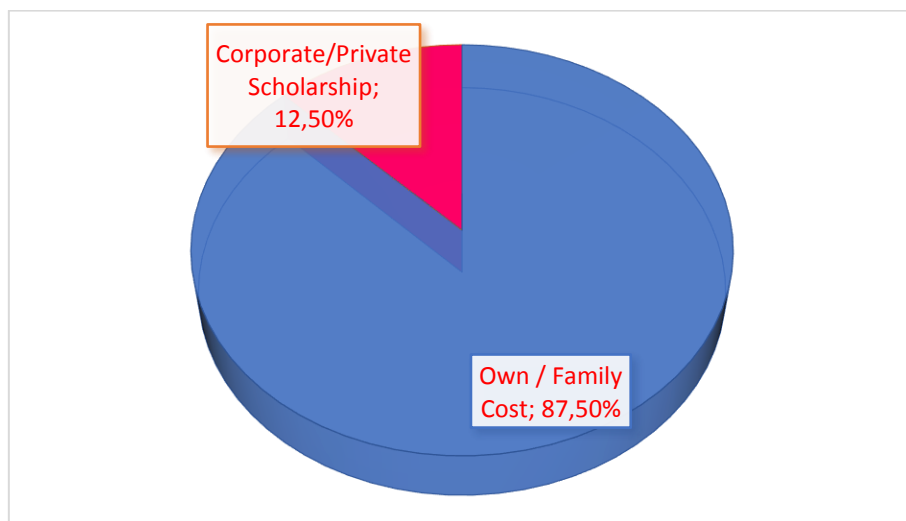
A. BIAYA B. PEKERJAAN C. KEGIATAN PENDIDIKAN DAN PENGALAMAN PEMBELAJARAN D. PEKERJAAN DAN KOMPETENSI, HUBUNGAN ANTARA STUDI DENGAN KERJA

- Apakah Anda bekerja saat ini (termasuk kerja sambilan dan wirausaha)?
- Kapan Anda mulai mencari pekerjaan?
- Berapa banyak perusahaan / instansi / institusi yang Anda lamar (lewat surat atau email) sebelum memperoleh pekerjaan pertama?
- Berapa banyak perusahaan / instansi / institusi yang merespon lamaran Anda?
- Berapa banyak perusahaan / instansi / institusi yang mengundang Anda untuk wawancara?
- Bagaimana Anda mendapatkan Informasi Pekerjaan?
- Berapa bulan waktu yang Anda habiskan sebelum dan sesudah kelulusan untuk mendapatkan pekerjaan pertama?
- Berapa Lama bertahan di pekerjaan Anda yang pertama?
- Pekerjaan Anda sekarang?

THE RESULT

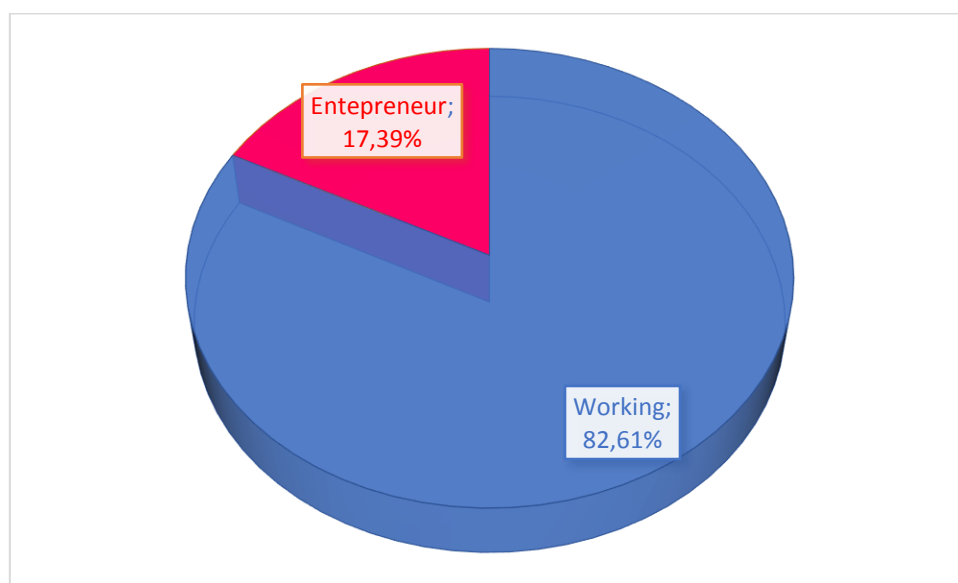
A. Sources of Tuition Funding

The source of tuition financing is mostly from their own costs (87.50%), while others come from scholarships (12.50%), with the percentage distribution as shown in the diagram:



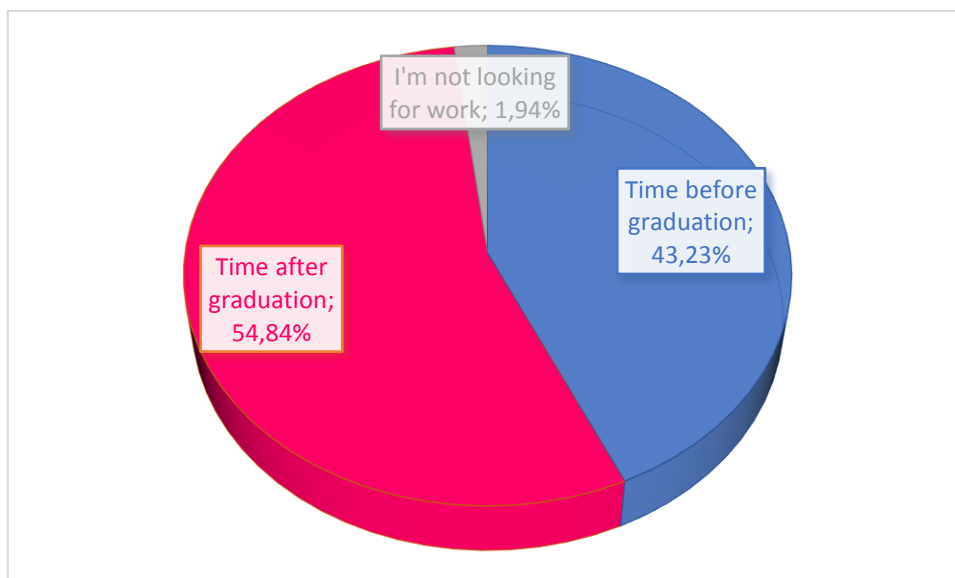
B. Percentage of Graduates Working or Entrepreneur

Most of the graduates of the MMEE study program are working. Based on the survey results, 82.61% of graduates from study programs continue to work and the remaining 17.39% are entrepreneurs.



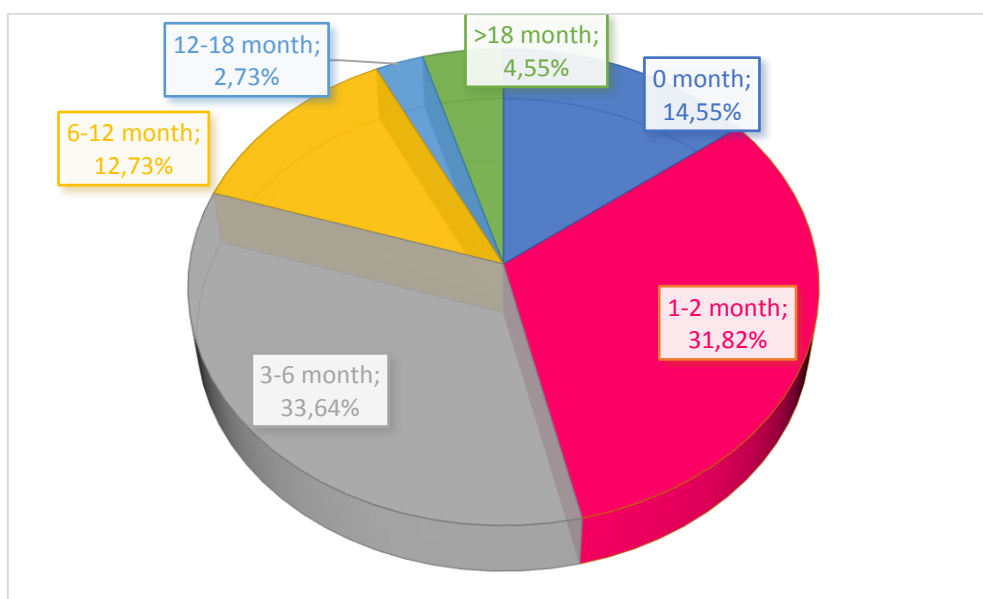
C. Percentage of Time to Find A Job

The majority of graduates find work after graduation.



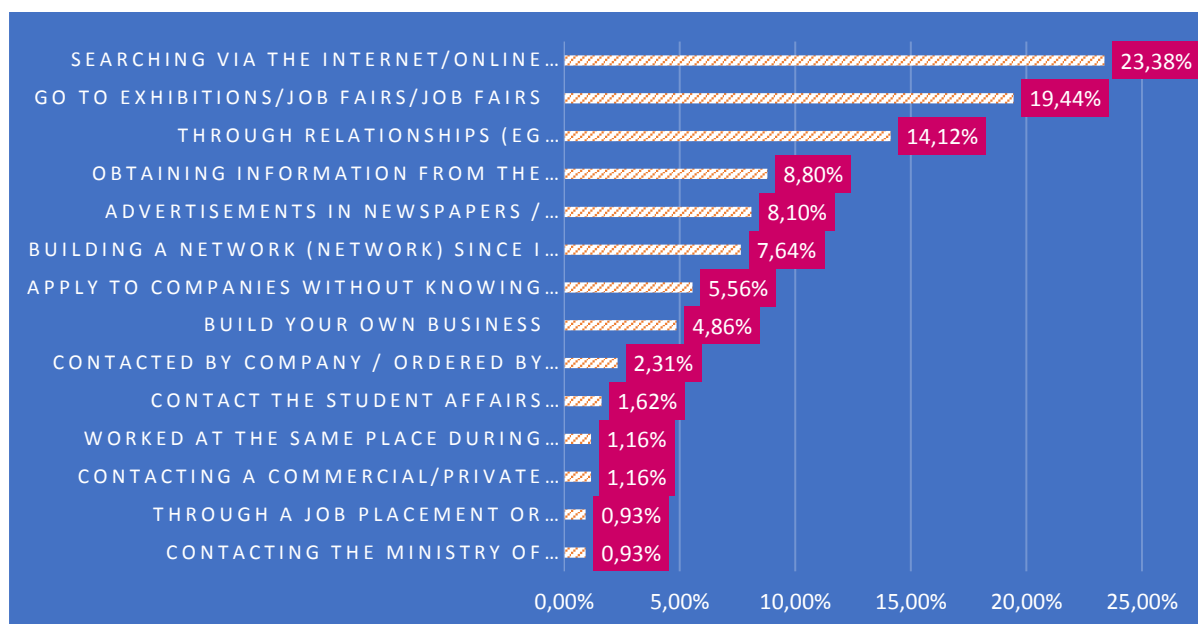
D. Waiting Time for Graduates to Get Jobs

The average waiting time for graduates to get their first job after graduation is about 4 months. Based on the survey results, 46.37% of respondents got permanent work for less than three months and 33.64% of respondents got permanent work within 3 to 6 months. These results indicate that alumni of MMEE have good quality and have high absorption.



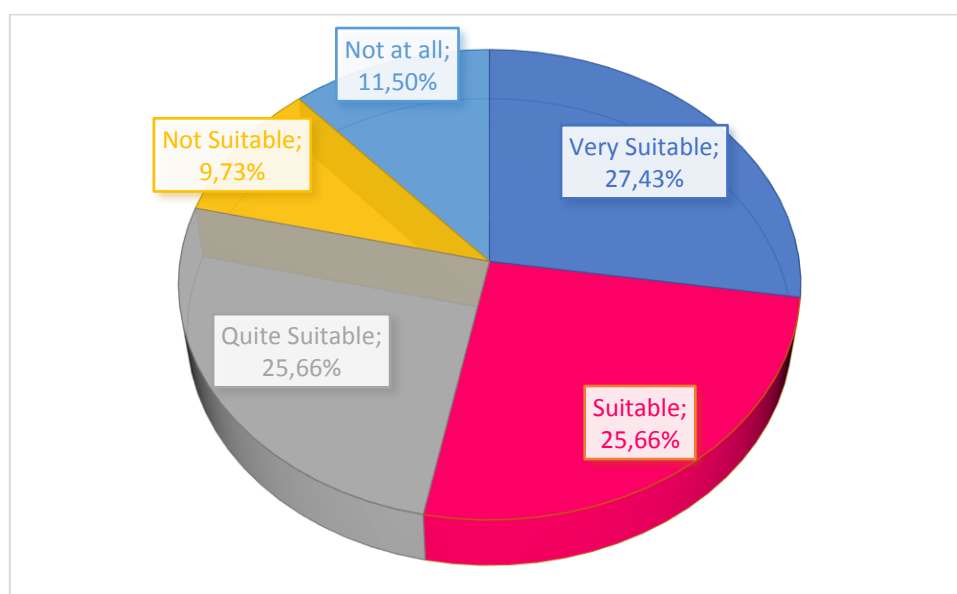
E. How Graduates Get Jobs

Methods used by graduates to get a job very diverse. Based on the survey results, the majority of graduates get job information through mass media/internet as much as 23.04% and job fair about 19.44%.



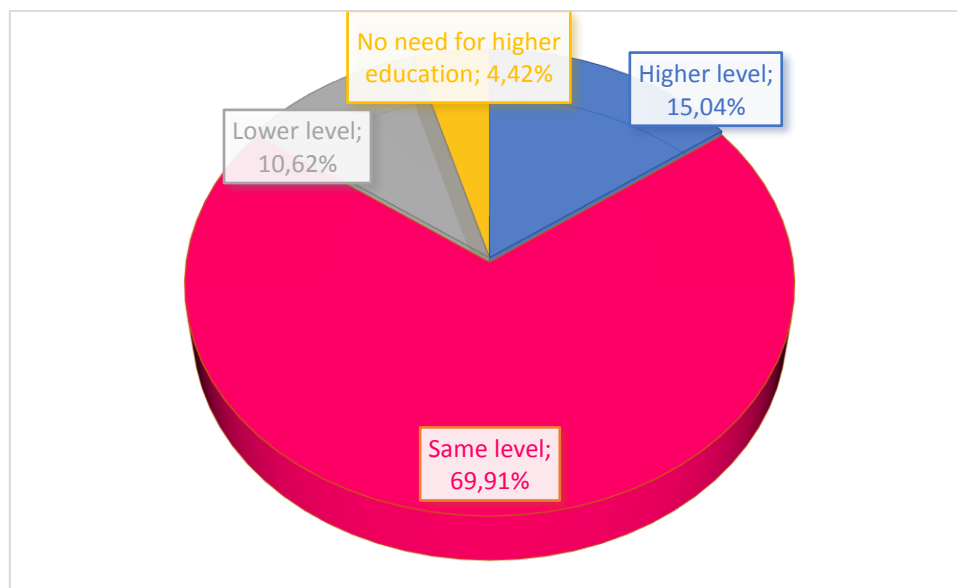
F. Correlation of Field of Study with Work

Alumni of MMEE work in accordance with the field of science pursued during their studies. This is evidenced by the survey results that 78.75% of the fields of knowledge taken by graduates are correlated with their work



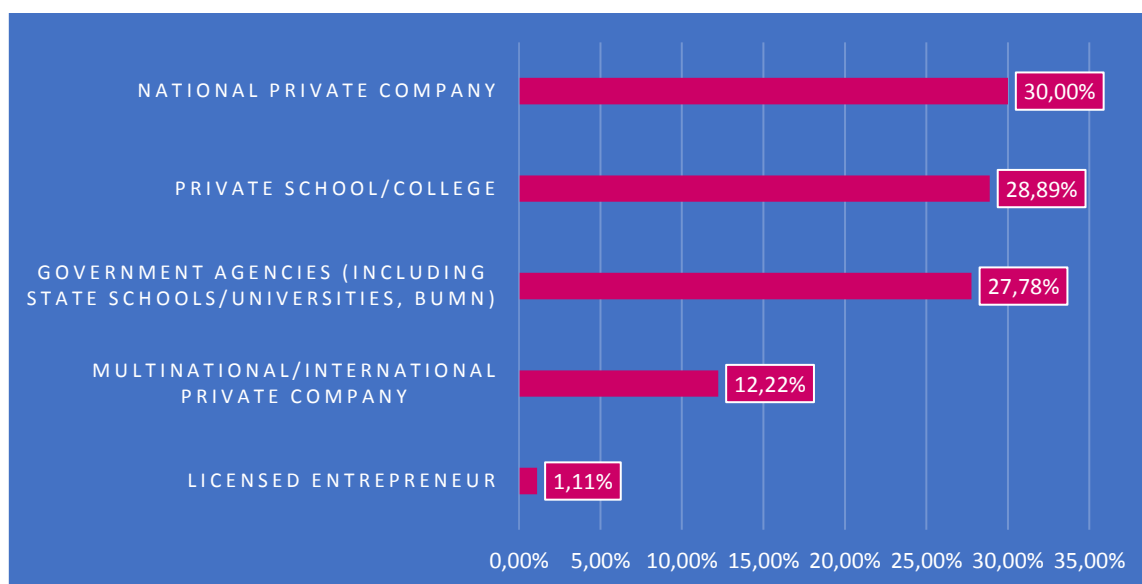
G. Compatibility of Education Level with Graduates' Jobs

The level of education taken by graduates is mostly in accordance with their work (69.91%), but some are higher (15.04%) or lower (10.62%), as shown in the diagram:



H. Type of School/Company/Institution Where Alumni Work

Most of the alumni MMEE work in national private company. Based on the survey results, 30.00% of respondents work in private company in national level.

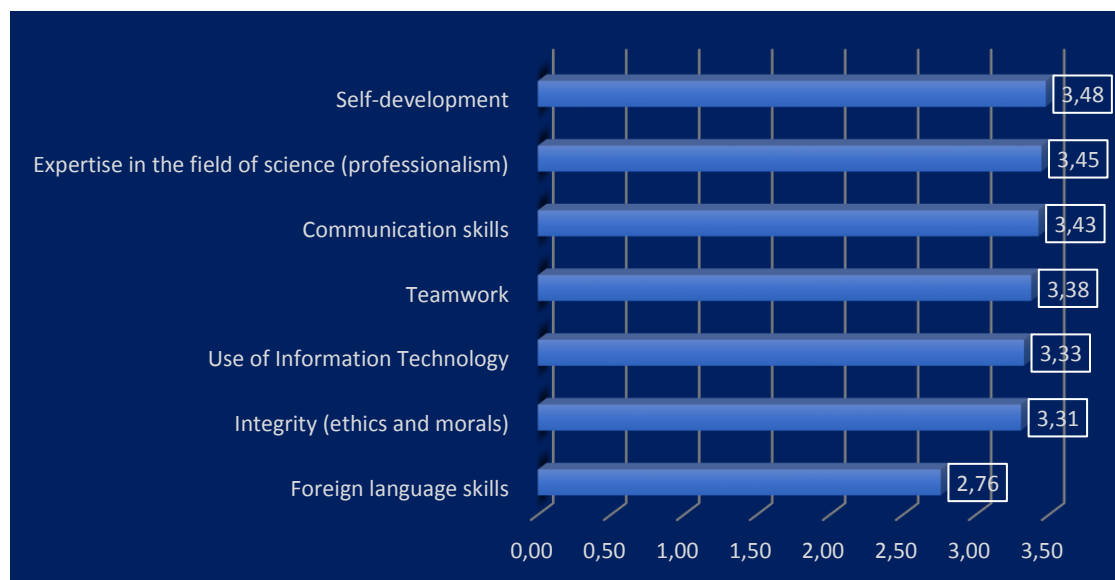


I. Graduate User Satisfaction

The result of user satisfaction survey was described and converted into categories according to the following table.

Score Interval	Score	Category
$X \geq Mi + 1.Sbi$	$X \geq 3.00$	Very Suitable
$Mi + 1.Sbi > X \geq Mi$	$3.00 > X \geq 2.50$	Suitable
$Mi > X \geq Mi - 1. Sbi$	$2.50 > X \geq 2.00$	Fair
$X < Mi - 1. Sbi$	$X < 2.00$	Less Suitable

Based on the survey results (n:14), MMEE graduates have a sequence of competencies that excellence in the following aspects:



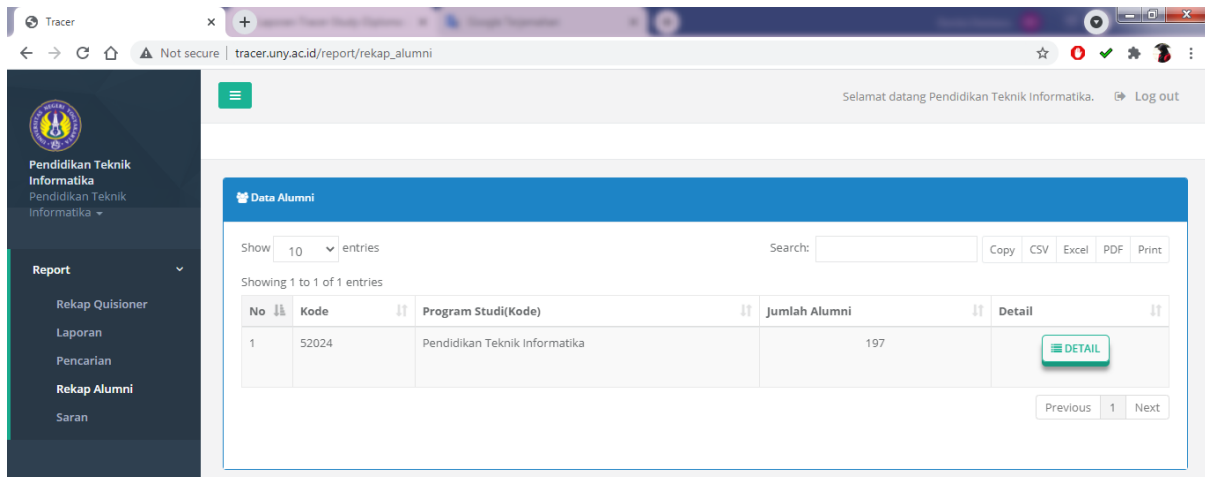
CONCLUSION

Based on the results of the tracer study, it can be concluded as follows:

- ✚ The average waiting time for graduates to get their first job after graduation is about 4 months. These results indicate that MMEE alumni have high absorption.
- ✚ Most of the MMEE alumni work in accordance with the field of study they studied during their studies and most of them work in private company.
- ✚ User satisfaction survey results indicate that the use of ICT can be more improve.

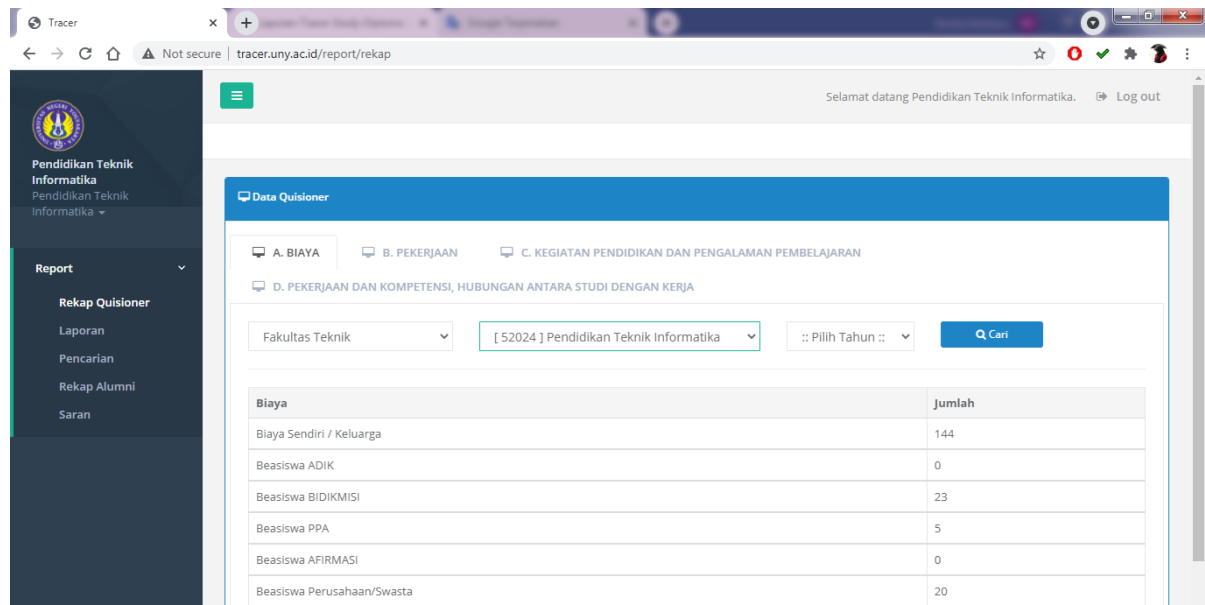
4. Bachelor of Informatics Engineering Education

The number of BIEE alumni who complete tracer study survey was **197 people**.



The screenshot shows the 'Data Alumni' report in the Tracer system. The left sidebar contains the 'Report' menu with options: Rekap Quisioner, Laporan, Pencarian, Rekap Alumni, and Saran. The main content area displays a table with one entry for the Bachelor of Informatics Engineering Education (BIEE) program, showing 197 alumni. A 'DETAIL' button is available for this entry.

No	Kode	Program Studi(Kode)	Jumlah Alumni	Detail
1	52024	Pendidikan Teknik Informatika	197	DETAIL



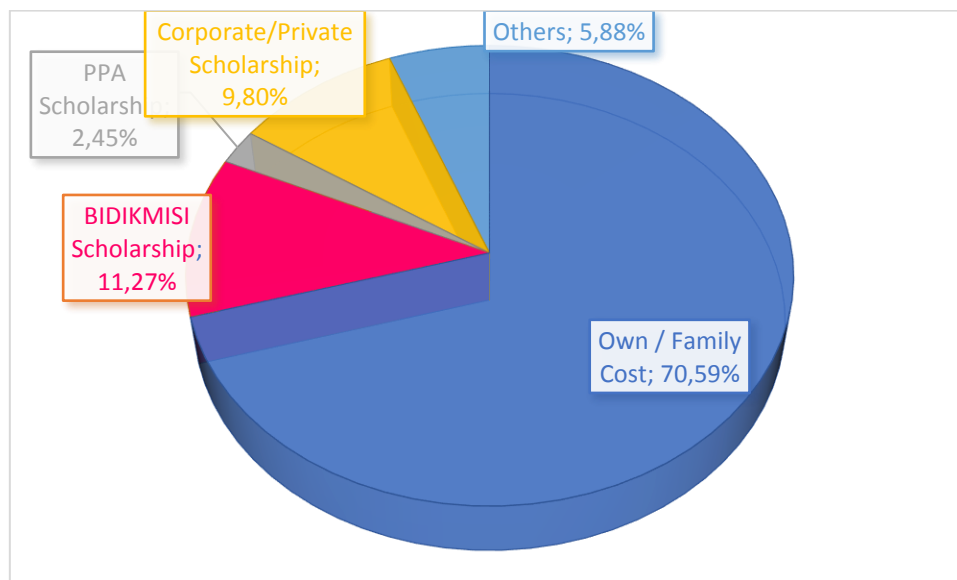
The screenshot shows the 'Data Quisioner' report in the Tracer system. The left sidebar contains the 'Report' menu with options: Rekap Quisioner, Laporan, Pencarian, Rekap Alumni, and Saran. The main content area displays a table with one entry for the Bachelor of Informatics Engineering Education (BIEE) program, showing 197 alumni. A 'DETAIL' button is available for this entry.

Biaya	Jumlah
Biaya Sendiri / Keluarga	144
Beasiswa ADIK	0
Beasiswa BIDIKMISI	23
Beasiswa PPA	5
Beasiswa AFIRMASI	0
Beasiswa Perusahaan/Swasta	20

THE RESULT

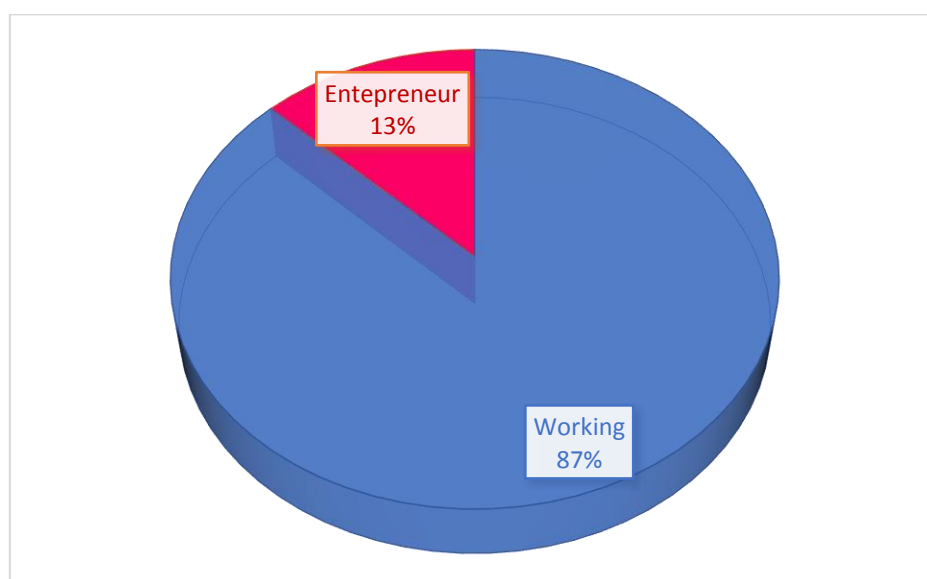
A. Sources of Tuition Funding

The source of tuition financing is mostly from their own costs (70.59%), while others come from scholarships (23.53%), with the percentage distribution as shown in the diagram:



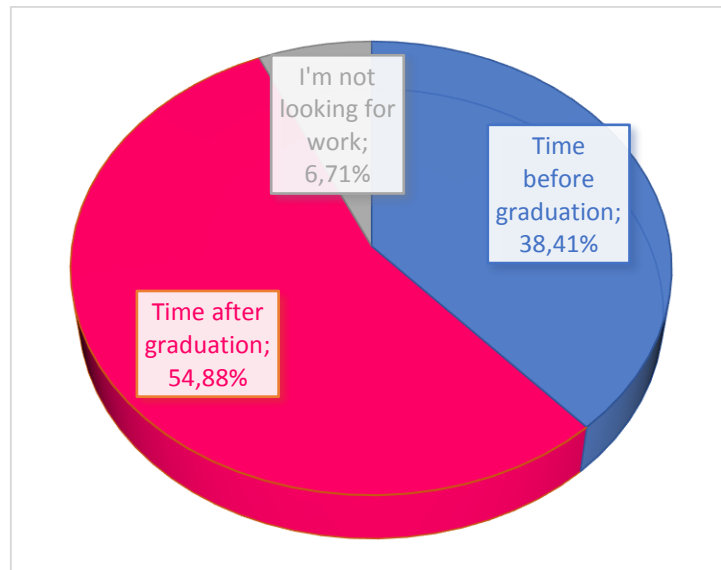
B. Percentage of Graduates Working or Entrepreneur

Most of the graduates of the BIEE study program are working. Based on the survey results, 87% of graduates from study programs continue to work and the remaining 13% are entrepreneurs.



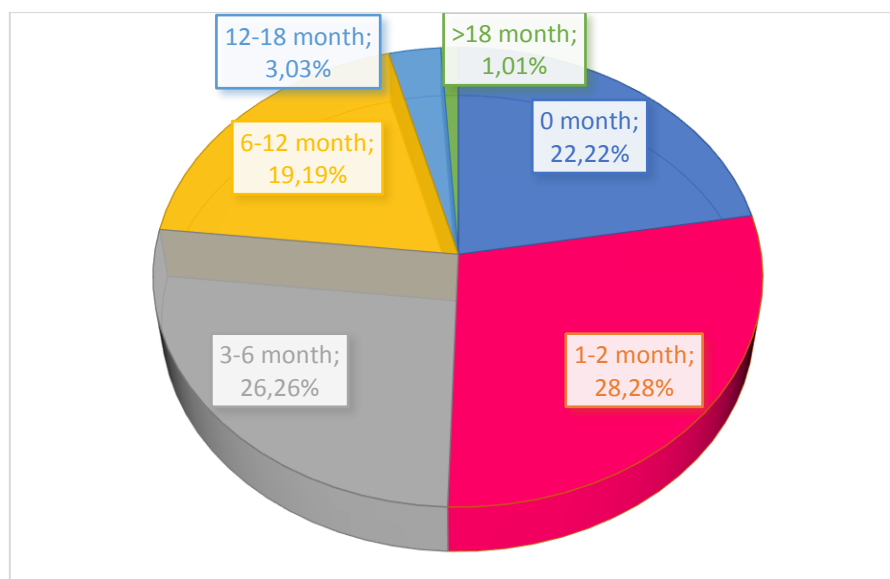
C. Percentage of Time to Find A Job

The majority of graduates find work after graduation.



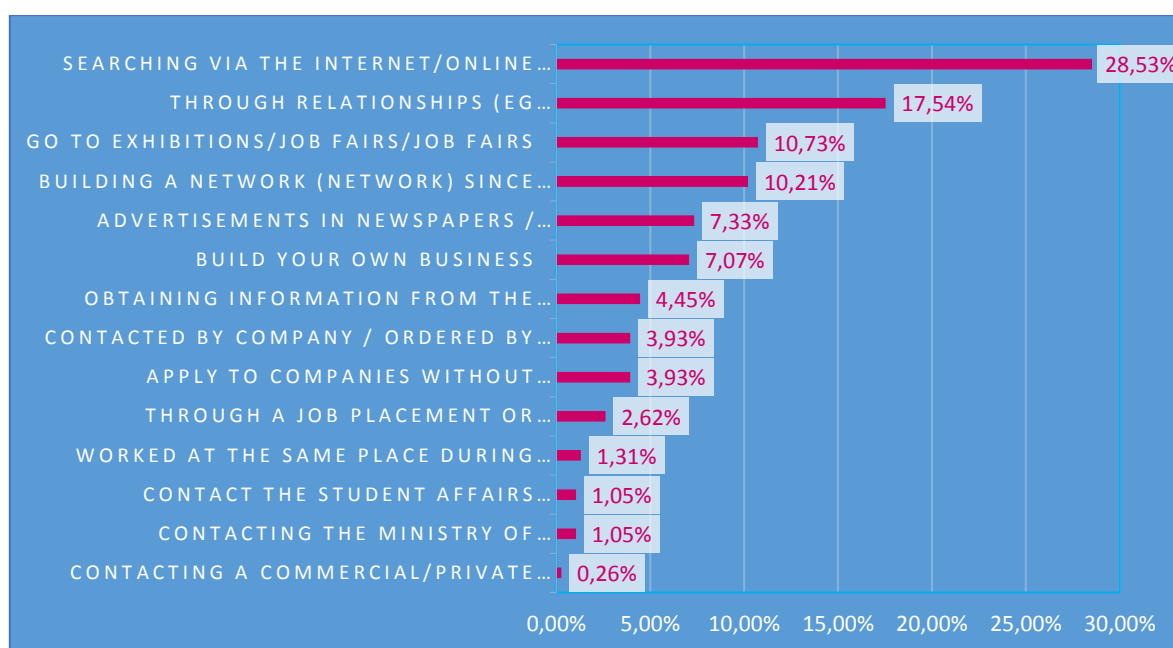
D. Waiting Time for Graduates to Get Jobs

The average waiting time for graduates to get their first job after graduation is about 3 months. Based on the survey results, 50.50% of respondents got permanent work for less than three months and 26.26% of respondents got permanent work within 3 to 6 months. These results indicate that alumni of BIEE have good quality and have high absorption.



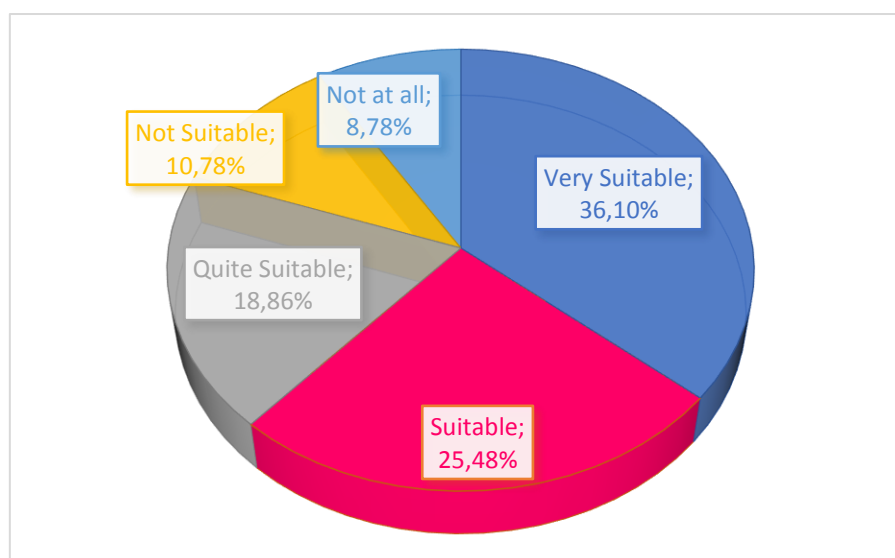
E. How Graduates Get Jobs

Methods used by graduates to get a job very diverse. Based on the survey results, the majority of graduates get job information through mass media/internet including publications carried out by the Career Center (BKK UNY) as much as 28.53%.



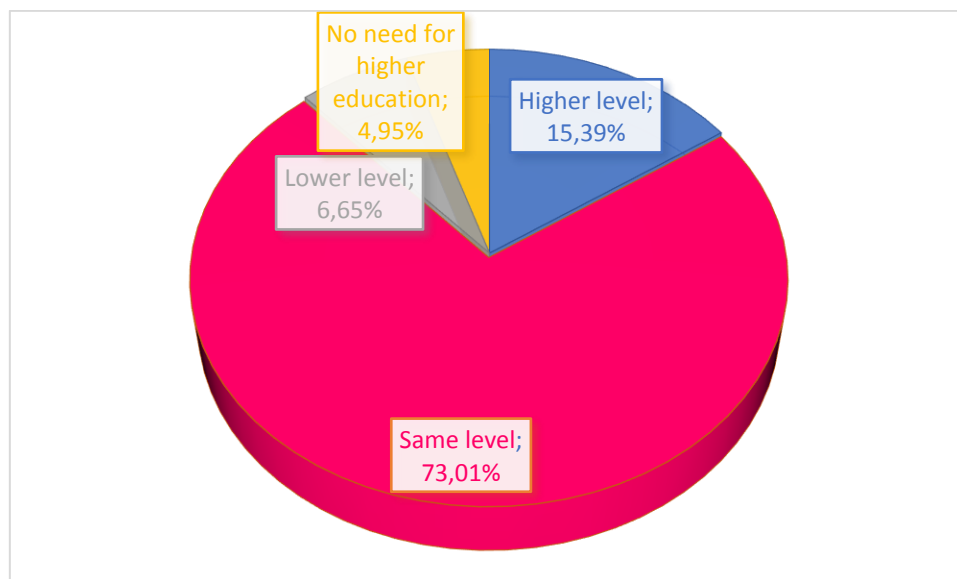
F. Correlation of Field of Study with Work

Alumni of BIEE work in accordance with the field of science pursued during their studies. This is evidenced by the survey results that more than 80.45% of the fields of knowledge taken by graduates are correlated with their work



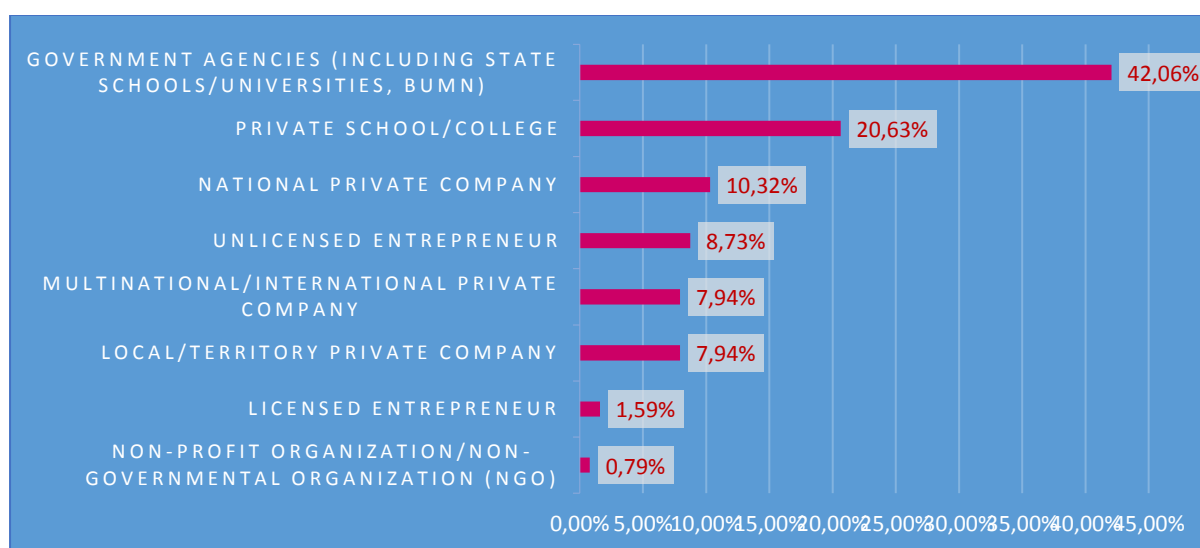
G. Compatibility of Education Level with Graduates' Jobs

The level of education taken by graduates is mostly in accordance with their work (73.01%), but some are higher (15.39%) or lower (6.65%), as shown in the diagram:



H. Type of School/Company/Institution Where Alumni Work

Most of the alumni work in state institutions. Based on the survey results, 42.06% of respondents work in state institutions including state schools and universities also BUMN.

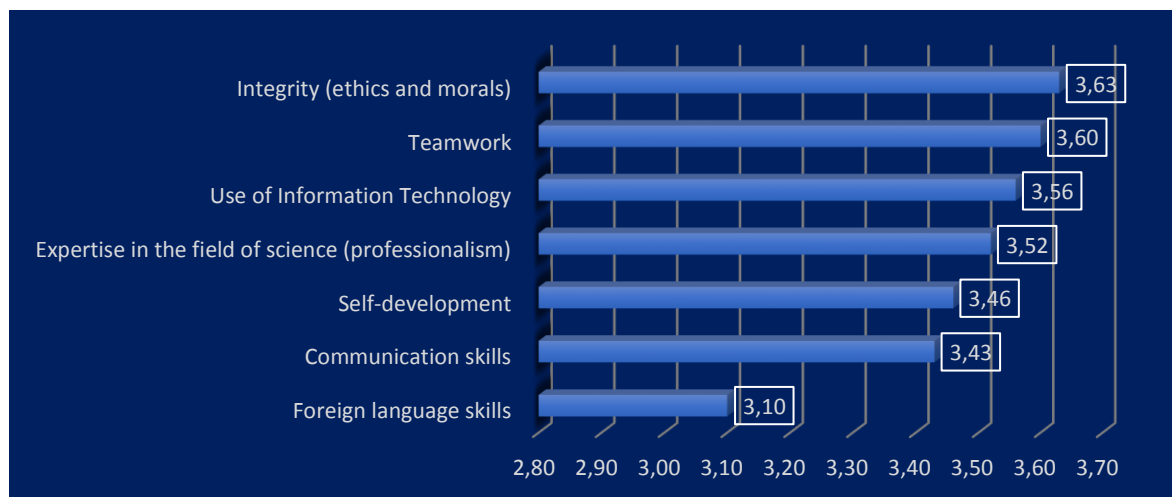


I. Graduate User Satisfaction

The result of user satisfaction survey was described and converted into categories according to the following table.

Score Interval	Score	Category
$X \geq Mi + 1.S_{bi}$	$X \geq 3.00$	Very Suitable
$Mi + 1.S_{bi} > X \geq Mi$	$3.00 > X \geq 2.50$	Suitable
$Mi > X \geq Mi - 1. S_{bi}$	$2.50 > X \geq 2.00$	Fair
$X < Mi - 1. S_{bi}$	$X < 2.00$	Less Suitable

Based on the survey results (n:47), BIEE graduates have a sequence of competencies that excellence in the following aspects:



CONCLUSION

Based on the results of the tracer study, it can be concluded as follows:

- ✚ The average waiting time for graduates to get their first job after graduation is about 3 months. These results indicate that BIEE alumni have good quality and have high absorption.
- ✚ Most of the BIEE alumni work in accordance with the field of study they studied during their studies and most of them work in state institutions.
- ✚ The level of education taken by graduates is largely in accordance with the work.
- ✚ User satisfaction survey results indicate that foreign language skill needs improvement.